



District Report Card: 2017


State: Telangana	District: MAHABUBNAGAR
Class: 8	Subject: Mathematics
Schools: 51	Students: 1372


Participation/Coverage


Students

GENDER 	Boys		Girls	
	Number	%	Number	%
	581	42.35	791	57.65

AREA 	Rural		Urban	
	Number	%	Number	%
	1063	77.48	309	22.52

CATEGORY 	SC		ST		OBC		GEN	
	Number	%	Number	%	Number	%	Number	%
	384	27.99	72	5.25	836	60.93	80	5.83

CWSN 	LD	VI	HI	S&LD	ID	Oth
	6	0	1	2	2	2

MANAGEMENT 	Government		Government-aided	
	Number	%	Number	%
	1284	93.59	88	6.41

Average Performance of Students in EVS (%)

Overall	Gender		Area		Management		Social Group			
	Male	Female	Rural	Urban	Govt.	Aided	SC	ST	OBC	GEN
38.15	38.86	37.62	39.68	32.88	38.01	40.23	33.91	43.80	39.55	38.83

Performance on Learning Outcomes (LOs)

Learning Outcomes	Description	Average Performance(%)
M601	Solves problems involving large numbers by applying appropriate operations	36.44
M606	Solves problems on daily life situations involving addition and subtraction of fractions / decimals	31.13
M620	Finds out the perimeter and area of rectangular objects in the surroundings like floor of the class room, surfaces of a chalk box etc.	34.95
M621	Arranges given/collected information in the form of table, pictograph and bar graph and interprets them	36.44
M702	Interprets the division and multiplication of fractions	38.19
M705	Solves problems related to daily life situations involving rational numbers	46.43
M706	Uses exponential form of numbers to simplify problems involving multiplication and division of large numbers.	39.56
M707	Adds/subtracts algebraic expressions	40.67
M710	Solves problems related to conversion of percentage to fraction and decimal and vice versa	30.52
M717	Finds out approximate area of closed shapes by using unit square grid/ graph sheet	35.72
M719	Finds various representative values for simple data from her/his daily life contexts like mean, median and mode	50.33
M721	Interprets data using bar graph such as consumption of electricity is more in winters than summer	49.78
M801	Generalises properties of addition, subtraction, multiplication and division of rational numbers through patterns	28.74
M802	Finds rational numbers between two given rational numbers	32.89
M803	Proves divisibility rules of 2, 3,4, 5, 6, 9 and 11	40.03
M804	Finds squares, cubes, square roots and cube roots of numbers using different methods.	42.07
M808	Use various algebraic identities in solving problems of daily life.	44.15
M812	Verifies properties of parallelogram and establishes the relationship between them through reasoning	31.67
M818	Finds surface area and volume of cuboidal and cylindrical object	30.07
M819	Draws and interprets bar charts and pie charts	36.08

Range of Performance of Students who Answered Correctly							
Below 30%		30% - 50%		50% - 75%		Above 75%	
Number	%	Number	%	Number	%	Number	%
580	42.27	442	32.22	263	19.17	87	6.34

Lowest Performing Learning Outcomes (LOs)

1. Generalises properties of addition, subtraction, multiplication and division of rational numbers through patterns (28.74)
2. Finds surface area and volume of cuboidal and cylindrical object (30.07)
3. Solves problems related to conversion of percentage to fraction and decimal and vice versa (30.52)
4. Solves problems on daily life situations involving addition and subtraction of fractions / decimals (31.13)
5. Verifies properties of parallelogram and establishes the relationship between them through reasoning (31.67)

CSWN: **LD-** Locomotor Disability; **VI-** Visual Impairment; **HI-** Hearing Impairment;
S&LD- Speech and Language Disability; **ID-** Intellectual Disability; **Oth-** Other Disability.